


VORTICE® LINEO



■ **Lineo series extractors have certified air flow, pressure (to UNI 10531:1995, corresponding to ISO 5801) and noise levels (UNI EN ISO 3741). Certification of these parameters guarantees that our products will always meet the your requirements and expectations.**

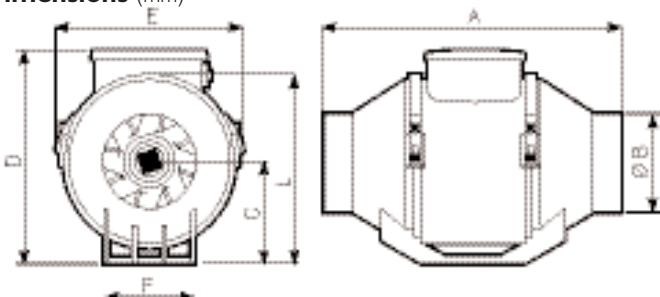
- Compact overall dimensions. The products have a very small overall size, making them ideal for installation in cramped areas. Slim yet powerful, the overall diameter is only slightly larger than the ventilation duct it connects to.
- Protection rating IPX4. The products are protected against jets of water from all directions, making them ideal for installation in humid and wet areas.
- Two speeds. All models feature two speed operation, including timer equipped models.
- Adjustable Timer. Vortice Lineo products are also available with an adjustable, from 3 to 20 minutes, overrun timer.
- Double insulation. No earth is required.
- Self-extinguishing V0 plastic. All models are constructed in V0 grade plastic to guarantee the highest available self-extinguishing rating as well as excellent mechanical strength.
- Eco-friendly. All Lineo components can be easily disassembled and

are designed to be recyclable and to comply with the requirements of Article 4 of the "WEEE" directive (waste electrical and electronic equipment). The products are carefully designed to provide an extended life cycle and to provide a low environmental impact both in manufacture and use.

- Speed adjustable. All models can be speed adjusted with the optionally available controllers.
- Intelligent. Vortice Lineo products are capable of advanced functionality in combination with optional sensor units for monitoring humidity, detecting persons, ambient temperature, pollutant levels and air quality.
- The entire Lineo range is fitted with ball bearing motors for a minimum 30,000 hours operation without mechanical malfunction.
- Safe. Safety, power rating, protection rating (IPX4 to EN 60529) and insulation are certified by the IMQ (Quality Mark Institute), the Italian national certifying agency.
- Optimum energy efficiency. Our research programmes have enabled us to obtain the best possible ratio between running costs and performance.
- Overload protection. The top of the range models feature a manual reset limiter on the motor. Other models are equipped with thermal cut-out switch.
- Compliance to standards. The entire range of Vortice Lineo extractors has been constructed to comply with CEI EN 60335-2-80-1997. Performance conforms to UNI 10531 (Category D). They bear the CE Mark for compliance with the Low Voltage Directive (LVD) and Electromagnetic Compatibility Directive (EMC).

Wiring diagrams shown on page XXVIII.

Dimensions (mm)



LONG LIFE

30.000 h



- ① *Quick, easy installation. The mounting brackets supplied with the unit make installation quick and easy. The junction box can be rotated to fit the mounting point for even simpler installation. Mounting bolts included.*
- ② *Simple maintenance. Lineo products are equipped with a unique double-lever closure which allows the fan unit to be removed in just a few seconds without affecting the installation as a whole. Instructions clearly show that screws should be reinstalled on installation. Refitting the unit is just as quick and easy.*


Model	Code	A	∅ B	C	D	E	F	L	Gr.
Lineo 100 Q V0-QTV0	17005 17025	231	96	82	174	156	95	152	1250
Lineo 100 V0 - T V0	17001 17021	303	96	101.5	211	188.5	90	189	1800
Lineo 125 V0 - T V0	17002 17022	258	122	101.5	211	188.5	90	189	1800
Lineo 150 V0 - T V0	17003 17023	294	146	112.5	234	214.5	110	212	2400
Lineo 160 V0 - T V0	17004 17024	272.5	156	112.5	234	214.5	110	212	2400
Lineo 200 V0 - T V0	17006 17026	300	196	125.5	260.5	234.5	140	235	3700
Lineo 250 V0	17009	385	247	152.5	317	300	176.5	292	7000
Lineo 315 V0	17010	448	312	188.5	392.5	361.5	220.5	359	11300



SAFETY GUARANTEED AND CERTIFIED

The IMQ mark certifies that the product is manufactured in compliance with the provisions of established safety standards EN 60335-1 and EN 60335-2-80, the Low Voltage Directive (LVD) and the Electromagnetic Compatibility Directive (EMC). IMQ further guarantees regular, constant production quality monitoring.

The IMQ mark is equivalent to the following European marks:



	V	Hz	W		A		IP	Insulation	Temp. max °C
			min	max	min	max			
Lineo 100 Q V0 Lineo 100 Q T V0	220-240	50	12	15	0.05	0.07	X4	□ cl. II	60
Lineo 100 V0 Lineo 100 T V0	220-240	50	20	23	0.09	0.11	X4	□ cl. II	60
Lineo 125 V0 Lineo 125 T V0	220-240	50	25	33	0.11	0.15	X4	□ cl. II	60
Lineo 150 V0 Lineo 150 T V0	220-240	50	40	58	0.18	0.26	X4	□ cl. II	60
Lineo 160 V0 Lineo 160 T V0	220-240	50	40	58	0.18	0.26	X4	□ cl. II	60
Lineo 200 V0 Lineo 200 T V0	220-240	50	98	145	0.43	0.64	X4	□ cl. II	60
Lineo 250 V0	220-240	50	110	180	0.48	0.78	X4	□ cl. II	60
Lineo 315 V0	220-240	50	200	300	0.90	1.32	X4	□ cl. II	60


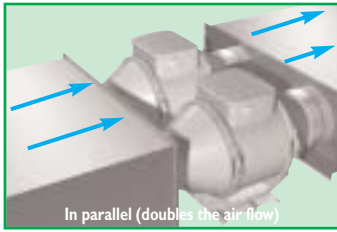






PERFORMANCE AND SILENCE GUARANTEED AND CERTIFIED BY IMQ PERFORMANCE

IMQ PERFORMANCE is an independent quality mark which certifies, to international standards *, the performance (flow rate and pressure) and noise levels of the product.

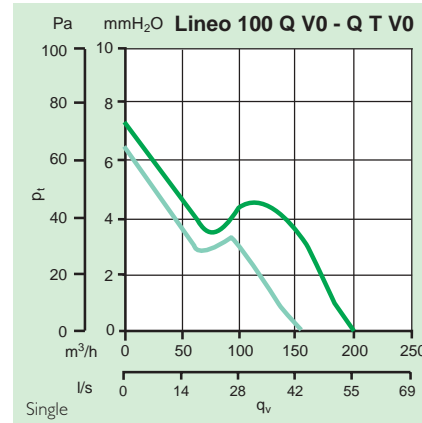
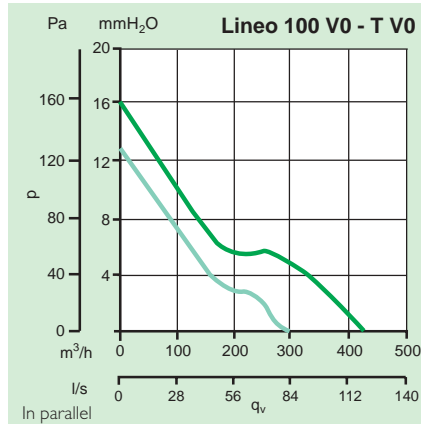
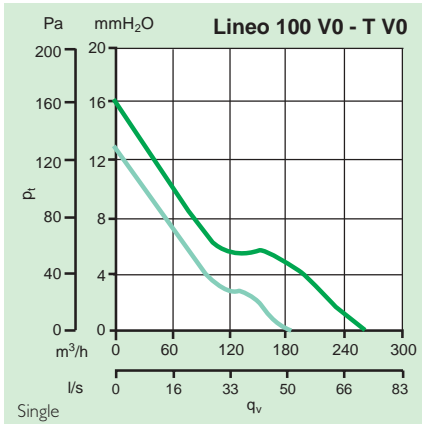
	*ISO 5801 Flow rate				*ISO 5801 Pressure				Lp dB(A) 3m *EN ISO 3741:1999 speed	
	min		max		min		max		min	max
	m³/h	l/s	m³/h	l/s	mm H₂O	Pa	mm H₂O	Pa		
Lineo 100 Q V0 Lineo 100 Q T V0	155	43.1	200	55.6	6.5	63.8	7.5	73.6	29.4	37.9
Lineo 100 V0 Lineo 100 T V0	180	50.0	255	70.8	13	127.5	16.5	161.9	30.7	39.4
Lineo 125 V0 Lineo 125 T V0	250	69.4	365	101.4	13	127.5	17	166.8	33.9	43
Lineo 150 V0 Lineo 150 T V0	385	106.9	550	152.8	21	206.0	27	264.9	41.4	50.5
Lineo 160 V0 Lineo 160 T V0	385	106.9	550	152.8	21	206.0	27	264.9	41.7	50.8
Lineo 200 V0 Lineo 200 T V0	790	219.4	1060	294.4	29	284.5	33	323.7	48.8	55.1
Lineo 250 V0	990	275.0	1350	375.0	36	353.2	53	519.9	51.4	59.1
Lineo 315 V0	1740	483.3	2300	638.9	43.5	426.7	75	735.8	50.6	63.4

IN-LINE MIXED FLOW EXTRACTOR FANS FOR DUCT MOUNTING. 14 MODELS WITH AND WITHOUT TIMERS. SAFETY AND ACOUSTIC PERFORMANCES CERTIFIED



Vortice Lineo extractors can be mounted in a wide range of options - at the beginning, middle or end of the air duct and horizontally, vertically, against walls, ceilings, false ceilings or any flat surface. One of the main features of the new Vortice Lineo range, in addition to ease of installation, is the fact that the fan unit can be removed from situ, for inspection and maintenance, in just a few seconds. Vortice Lineo units can be fitted to standard round section pipes and to rectangular air ducts (using unique special mounting accessories). The integrated IPX4 rated electrical junction box has an airtight cover. The product is supplied complete with a bag of accessories including anchor bolts and plugs, cable clamps and grommets.

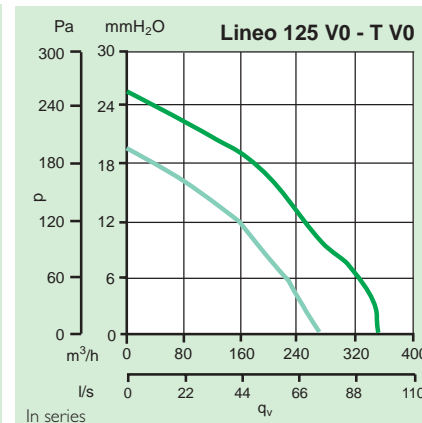
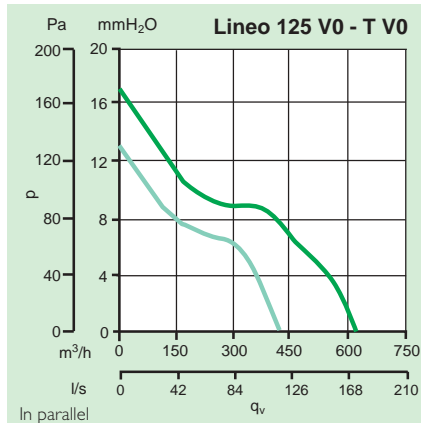
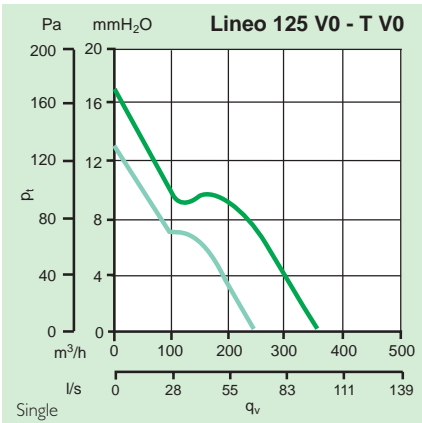
Pressure/performance curves



LINEO 100 QV0 (cod. 17005)
LINEO 100 QTVO (cod. 17025)

SPEED
max
min

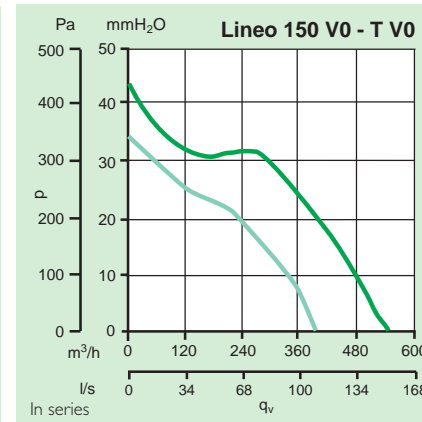
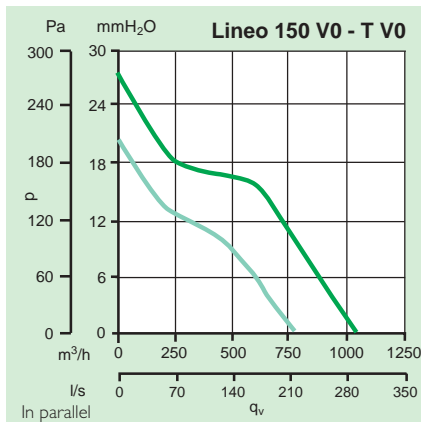
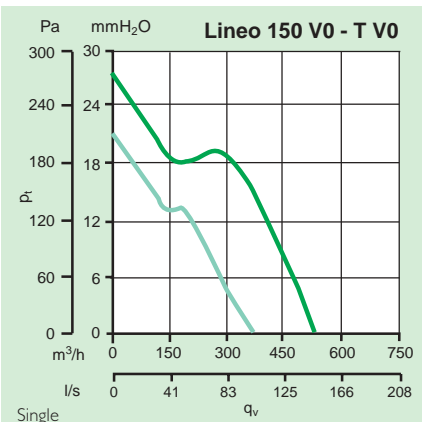
APPLICATION:
Single



LINEO 100V0 (cod. 17001)
LINEO 100TV0 (cod. 17021)

SPEED
max
min

APPLICATION:
Single - In parallel
In series



LINEO 125V0 (cod. 17002)
LINEO 125TV0 (cod. 17022)

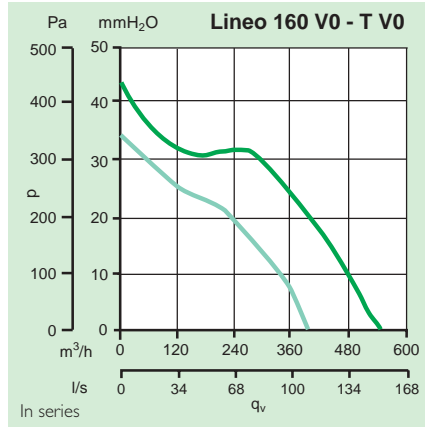
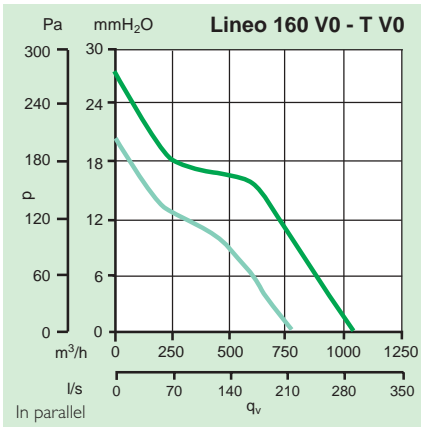
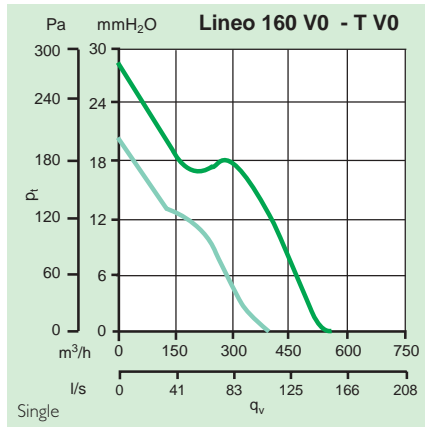
SPEED
max
min

APPLICATION:
Single - In parallel
In series

LINEO 150V0 (cod. 17003)
LINEO 150TV0 (cod. 17023)

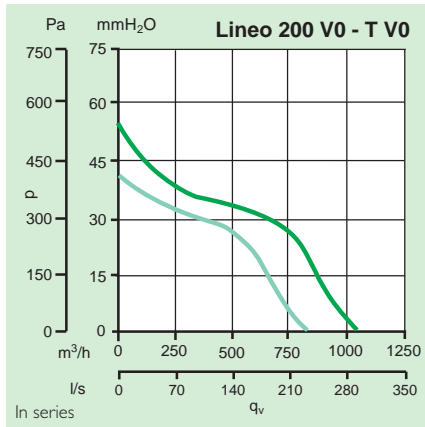
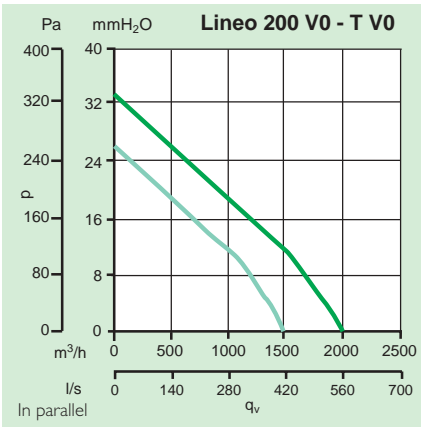
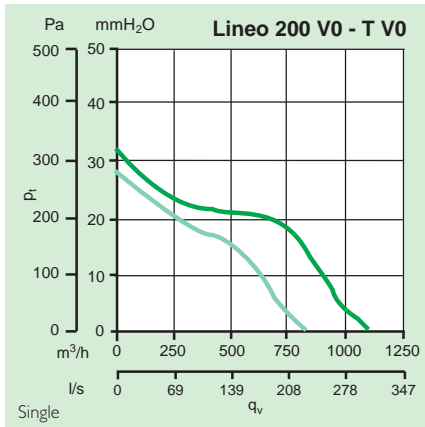
IN-LINE MIXED FLOW EXTRACTOR FANS FOR DUCT MOUNTING. 14 MODELS WITH AND WITHOUT TIMERS. SAFETY AND ACOUSTIC PERFORMANCES CERTIFIED

Pressure/performance curves



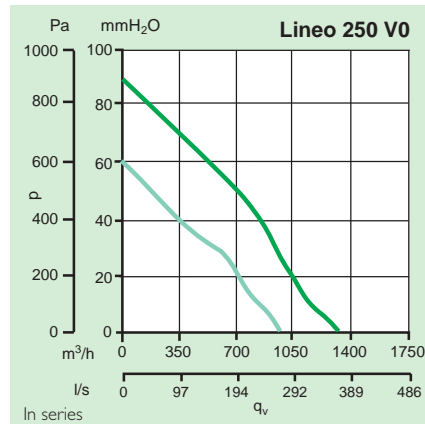
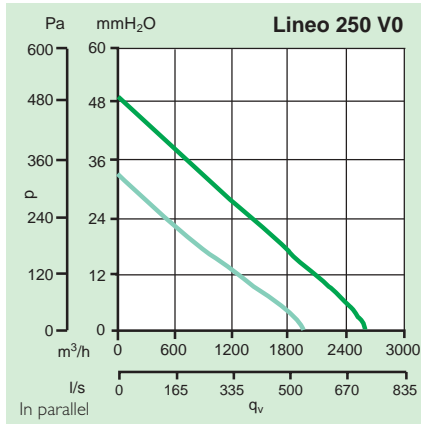
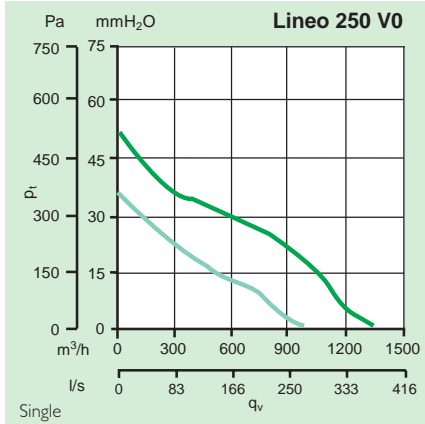
LINEO 160 V0
(cod. 17004)
LINEO 160 T V0
(cod. 17024)

SPEED
— max
— min
APPLICATION:
Single - In parallel
In series



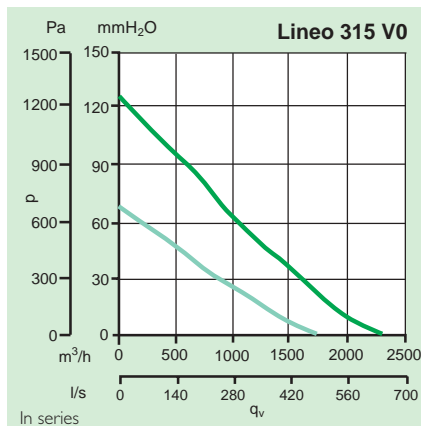
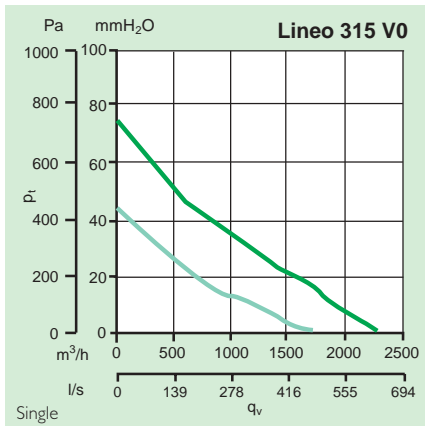
LINEO 200 V0
(cod. 17006)
LINEO 200 T V0
(cod. 17026)

SPEED
— max
— min
APPLICATION:
Single - In parallel
In series



LINEO 250 V0
(cod. 17009)

SPEED
— max
— min
APPLICATION:
Single - In parallel
In series



LINEO 315 V0
(cod. 17009)

SPEED
— max
— min
APPLICATION:
Single - In series

ACCESSOIRES - SPEED CONTROLLER

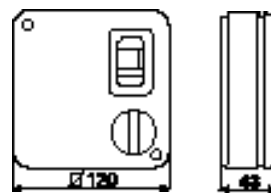


5 speed controllers (excluding timer models)

- **C5 0.5** (cod. 12987) from model 100 Q V0 to 160 V0 inclusive Electronic controllers (excluding timer models)

Electronic controllers (excluding timer models)

- **C1.5** (cod. 12966) or SCNR (code 12912) from model 100 Q V0 to 200 V0 inclusive - Maximum load 1.5 A
- **C2.5** (cod. 12967) or SCNR/M (code 12982) for models 250 V0 and 315 V0 - Maximum load 2.5 A

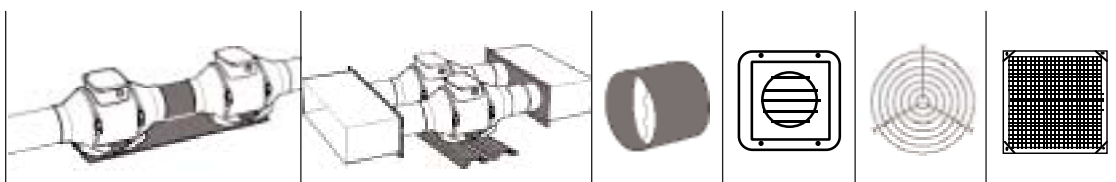
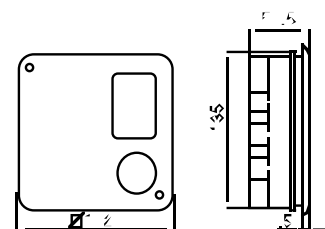


Kit SCB5 (cod. 22483)

- for controllers code 12987.

Kit SCB (cod. 22481)

- for controllers code 12966, 12967, 12912 and 12982



Model	Code	Series installation kit (tube)	Series installation plate	Parallel installation kit (flanges and rails)	Back draught shutters	Fixed grilles	Protection grilles	Frames with safety mesh
100 Q V0	17005	–	–	–	22551	22010	22701	–
100 V0	17001	22584	22593	22577	22551	22010	22701	–
125 V0	17002	22585	22593	22578	22556	22020	22702	–
150 V0	17003	22586	22593	22579	22562	22020	22703	–
160 V0	17004	22587	22593	22581	22563	–	22704	51150
200 V0	17006	22588	22593	22582	22566	–	22705	51150
250 V0	17009	22589	22594	22583	22571	–	22706	51150
315 V0	17010	22592	22594	–	22576	–	22707	51250
100 Q T V0	17025	–	–	–	22551	22010	22701	–
100 T V0	17021	22584	22593	22577	22551	22010	22701	–
125 T V0	17022	22585	22593	22578	22556	22020	22702	–
150 T V0	17023	22586	22593	22579	22562	22020	22703	–
160 T V0	17024	22587	22593	22581	22563	–	22704	51150
200 T V0	17026	22588	22593	22582	22566	–	22705	51150

ENVIRONMENTAL SENSORS

Environmental sensors are designed to detect specific environmental conditions (humidity, temperature, presence of a moving body and air quality) and suitable for use with Lineo models (variants without timer).

- Supply power: 220-240 V
- Frequency: 50/60Hz
- Maximum load: 3 A
- Protection class: IP20



C HCS-HUMIDITY

(cod. 12994)

Measures ambient relative humidity (R.H.), and starts the fan when the R.H. exceeds 65%. The sensor can also be wired to allow the unit to be switched on when the R.H. is below 65%, and incorporates an over-run timer (adjustable between 3 and 20 minutes).



C PIR-MOVEMENT DETECTOR

(cod. 12998)

Detects the presence of a moving body within its sensor range, and starts the fan automatically. The built-in over-run timer can be adjusted between 3 and 20 minutes.



C TIMER

(cod. 12999)

Adjustable over-run timer (adjustable between 3 and 20 minutes).



C TEMP-TEMPÉRATURE

(cod. 12992)

Measures ambient room temperature, and starts the fan when the temperature exceeds the preset value. Once the temperature drops below the preset value, the unit will over-run for between 3 and 20 minutes (dependent on setting).



C SMOKE

(cod. 12993)

Measures the air quality, detecting the presence of cigarette smoke, odours and other pollutants, and starts the fan when the concentration of pollutants exceeds the preset value. The unit will also over-run for between 3 and 20 minutes (dependent on setting).