

# Speedflow Accessories

## Unvented Water Heater

5, 10 and 15 litre

Depending on the details of the Speedflow installation, additional accessories may be needed to comply with the Water Regulations.

See diagrams on the opposite page.

### SF3 Kit

Expansion vessel and check valve  
2 litre expansion vessel set at 3.5 bar



### SF4 Kit

Expansion vessel, check valve  
and pressure reducing valve



### SF5 Kit

Pressure reducing valve  
Set at 3 bar

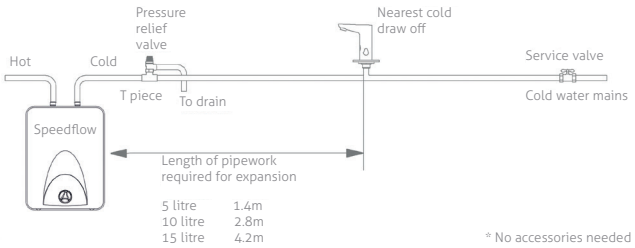


\* All SF kit components WRAS approved

Accessory	Height (mm)	Width (mm)	Depth (mm)	Weight (kg)
Expansion vessel	225	120	120	1.0
Check valve	65	25	25	0.1
Pressure reducing valve	73	64	46	0.3

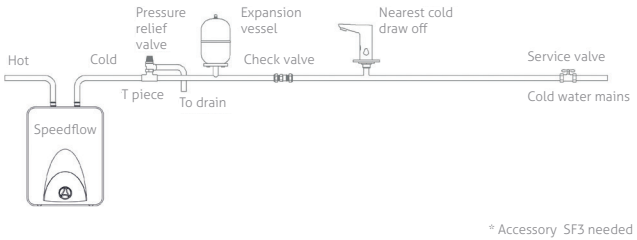
### Diagram A

Pressure is below 4.2 bar and hot water expansion can be accommodated in the pipework



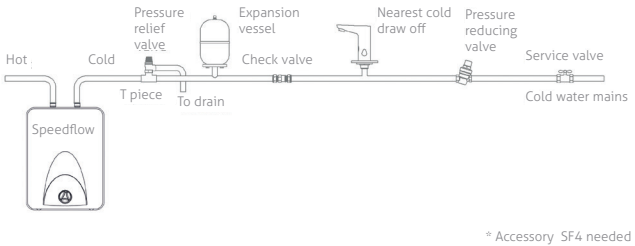
### Diagram B

Pressure is below 4.2 bar and hot water expansion cannot be accommodated in the pipework



### Diagram C

Pressure is above 4.2 bar and hot water expansion cannot be accommodated in the pipework



### Diagram D

Pressure is above 4.2 bar and hot water expansion can be accommodated in the pipework

